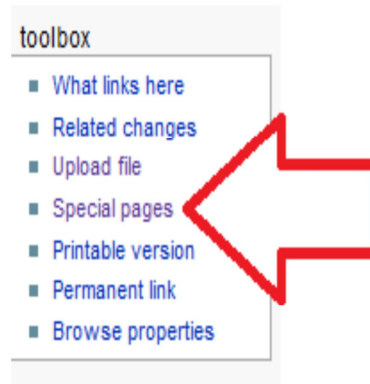


# Double Redirects

Thursday, May 11, 2017 10:08 AM

## Fixing a Double Redirect

1. Click on **special pages** in your **toolbox** at the bottom left of the Wiki homepage.



2. Under **maintenance reports**, select **double redirects**.

### Maintenance reports

- Broken redirects
- Dead-end pages
- Double redirects
- Long pages
- Oldest pages
- Orphaned pages
- Pages with the fewest revisions
- Pages without language links
- Protected pages
- Protected titles
- Short pages
- Uncategorized categories
- Uncategorized files

3. You should now be on the **double redirect** page.

### 3. You should now be on the **double redirect** page.

#### Double redirects

---

This page lists pages which redirect to other redirect pages. Each row contains links to the first and second redirect, as well as the target of the second redirect, which is usually "real" target page, which the first redirect should point to. Showing below up to 9 results starting with #1.

[View \(previous 50\)](#) ([next 50](#)) ([20](#) | [50](#) | [100](#) | [250](#) | [500](#))

1. [Microsoft Outlook Live ID Password](#) ([Edit](#)) → [Microsoft Services Live - Create/Reset Your Live ID Password](#) → [Microsoft Live Services/Create and Reset Your Live ID Password](#)
2. [Microsoft Services Live - Create Your Live ID Password](#) ([Edit](#)) → [Microsoft Services Live - Create/Reset Your Live ID Password](#) → [Microsoft Live Services/Create and Reset Your Live ID Password](#)
3. [Mobile devices/Apple iPhone Microsoft Live Setup for WSU Email Account](#) ([Edit](#)) → [Mobile devices/Apple iPhone/iPod Touch/iPad Microsoft Live Setup for WSU Email Account](#) → [Microsoft Live Services/Mobile devices/Apple iPhone/iPod Touch/iPad Microsoft Live Setup for WSU Email Account](#)
4. [Setting up Outlook LIVE-WSU HP Elitebook 2740p, Tablet](#) ([Edit](#)) → [Setting up Microsoft Outlook Live-WSU HP Elitebook 2740p, Tablet](#) → [Microsoft Outlook Live/Set Up/WSU HP Elitebook 2740p, Tablet](#)
5. [Setting up Outlook LIVE-WSU HP Elitebook 8440p, and 2740p Tablet](#) ([Edit](#)) → [Setting up Microsoft Outlook Live-WSU HP Elitebook 8440p, and 2740p Tablet](#) → [Microsoft Outlook Live/Set Up/WSU HP Elitebook 8440p, 2740p Tablet](#)
6. [Setting up Outlook LIVE-WSU HP Elitebook 8460p](#) ([Edit](#)) → [Setting up Microsoft Outlook Live-WSU HP Elitebook 8460p](#) → [Microsoft Outlook Live/Set Up/WSU HP Elitebook 8460p](#)
7. [Setting up Outlook LIVE-WSU MacBookPro 11](#) ([Edit](#)) → [Setting up Microsoft Outlook Live-WSU MacBookPro '10 or '11](#) → [Microsoft Outlook Live/Set Up/WSU MacBookPro '10 or '11](#)
8. [Setting up Microsoft Outlook Live-WSU MacBookPro 11](#) ([Edit](#)) → [Setting up Microsoft Outlook Live-WSU MacBookPro '10 or '11](#) → [Microsoft Outlook Live/Set Up/WSU MacBookPro '10 or '11](#)
9. [Setting up Microsoft Outlook Live-WSU MacBookPro 10 or 11](#) ([Edit](#)) → [Setting up Microsoft Outlook Live-WSU MacBookPro '10 or '11](#) → [Microsoft Outlook Live/Set Up/WSU MacBookPro '10 or '11](#)

[View \(previous 50\)](#) ([next 50](#)) ([20](#) | [50](#) | [100](#) | [250](#) | [500](#))

4. For each redirect issue, you will see that there are three links. They are separated by an arrow. You will want to highlight and copy the **third link**.

1. [Microsoft Outlook Live ID Password \(Edit\)](#) → [Microsoft Services Live - Create/Reset Your Live ID Password](#) → [Microsoft Live Services/Create and Reset Your Live ID Password](#)

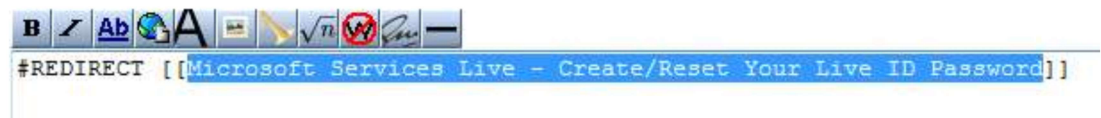
5. Now click **edit** next to the **first link**.



1. [Microsoft Outlook Live ID Password \(Edit\)](#) → [Microsoft Services Live - Create/Reset Your Live ID Password](#) → [Microsoft Live Services/Create and Reset Your Live ID Password](#)


6. You should now have the page open that has the redirect issue. It should say **#REDIRECT [[Link here]]**. To fix the double redirect, first highlight the inside of the link.

## Editing Microsoft Outlook Live ID Password



7. Press ctrl+v or right-click and paste in the **third link** that you had copied in step 4. It should replace the link with the correct third link.

## Editing Microsoft Outlook Live ID Password



8. In the summary section at the bottom, type **fixed double redirect**, then click **save page**.

Please note that all contributions to WSU-TLT may be edited, altered, or removed by other contributors. If you c  
You are also promising us that you wrote this yourself, or copied it from a public domain or similar free resource

Summary:

This is a minor edit  Watch this page

[Cancel](#) | [Editing help](#) (opens in new window)

9. The double redirect should be gone and will no longer show on the double redirect page!