

# What's New in D2L Brightspace Version 10.4.10



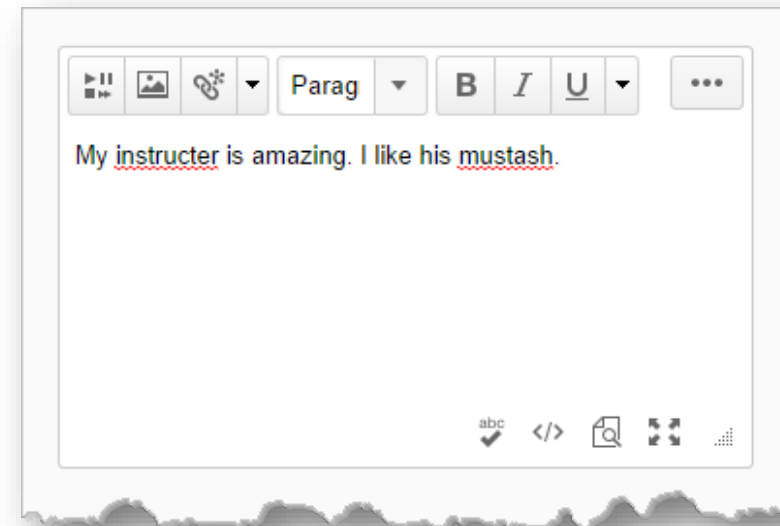
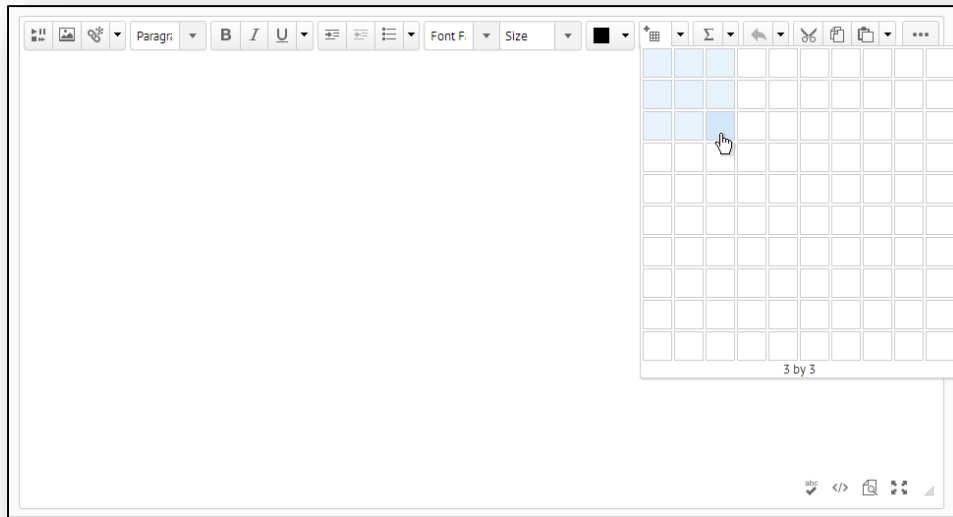
What's New for Teachers  
Major Changes in 10.4.10

# Changes to the Overall User Experience

- HTML Editor interface changes:
  - Insert table process
  - Icon arrangement
  - Browser's native spell checker
- Last Name Sorting consistent across tools
- Return of the “Now” button

# HTML Editor – Upgrades

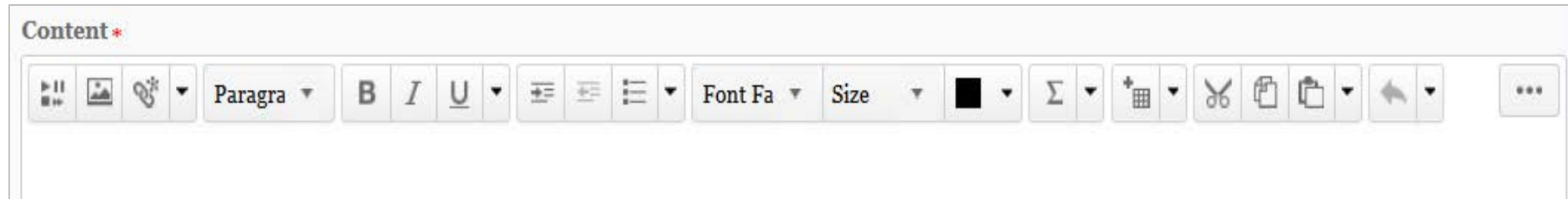
- Improved table insertion workflow (saves time when creating tables)
- Browsers' native spell checker is enabled in the HTML Editor



# HTML Editor – Toolbar layout

- Table menu is located before Equations
- Cut/Copy/Paste buttons are after Undo/Redo menu

## 10.3 SP16

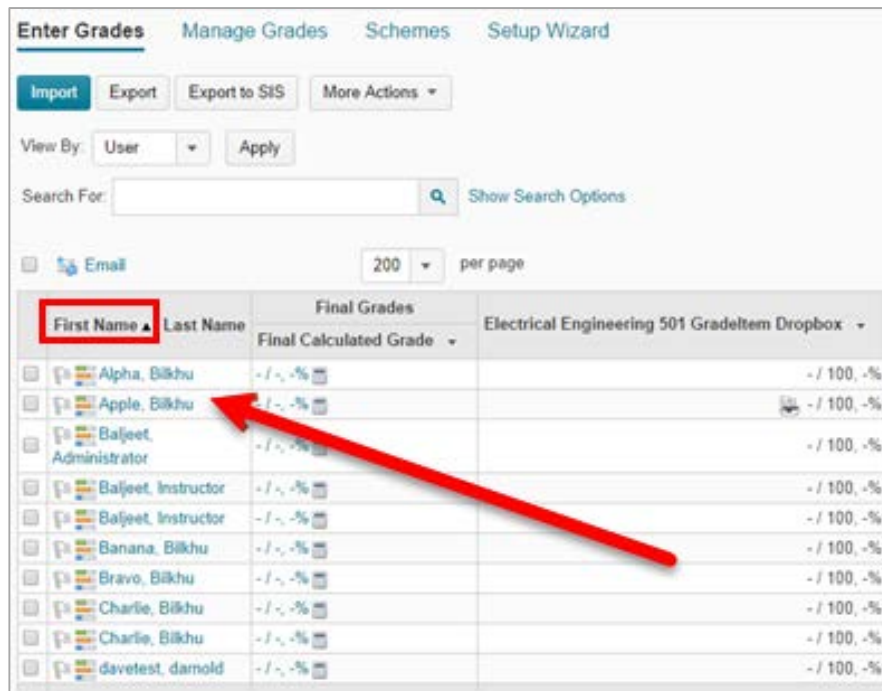


## 10.4.10



# User Interface Improvements

- Default Sort by Last Name
  - Various tools with lists of users now sort by Last Name
- Removed Confusing Filters
  - Tools with filters for course groups don't display the option if groups aren't being used in the course



Enter Grades Manage Grades Schemes Setup Wizard

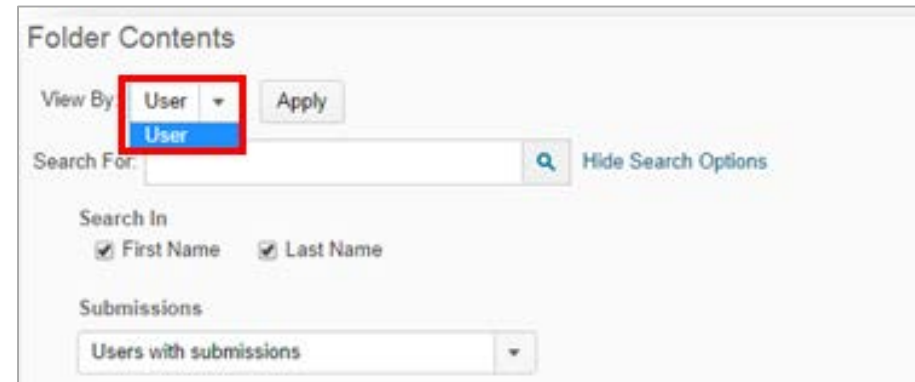
Import Export Export to SIS More Actions

View By: User Apply

Search For: Show Search Options

Email 200 per page

First Name	Last Name	Final Grades	Electrical Engineering 501 Gradeltem Dropbox
		Final Calculated Grade	
Alpha, Bikhu		- / -, -%	- / 100, -%
Apple, Bikhu		- / -, -%	- / 100, -%
Baljeet, Administrator		- / -, -%	- / 100, -%
Baljeet, Instructor		- / -, -%	- / 100, -%
Baljeet, Instructor		- / -, -%	- / 100, -%
Banana, Bikhu		- / -, -%	- / 100, -%
Bravo, Bikhu		- / -, -%	- / 100, -%
Charlie, Bikhu		- / -, -%	- / 100, -%
Charlie, Bikhu		- / -, -%	- / 100, -%
davetest, damold		- / -, -%	- / 100, -%



Folder Contents

View By: User Apply

Search For: Hide Search Options

Search In

First Name  Last Name

Submissions

Users with submissions

# “Now” Button has been Restored in the Date Selector for these tools:

- Blog
- Classlist
- Course Builder
- Discussions
- Dropbox
- Grades
- LOR
- Manage Dates
- News
- Quizzes
- Surveys

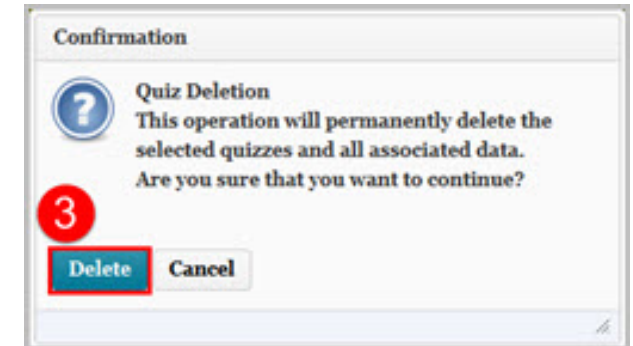
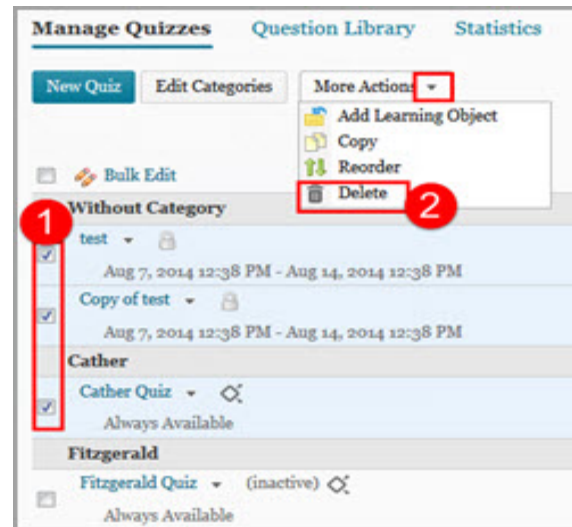
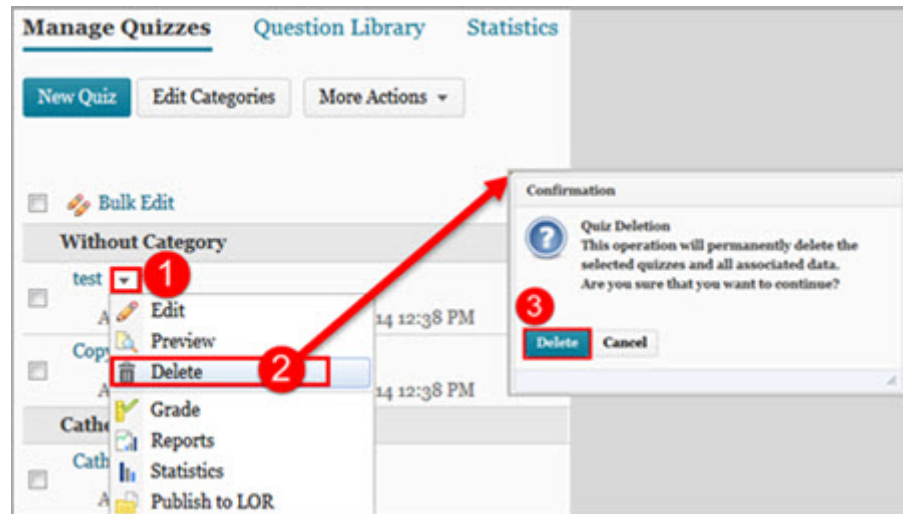
The screenshot shows the 'Edit Quiz - Mid-Term Quiz 2' interface. The 'Dates and Restrictions' section is active, showing the 'Status' as 'Active'. Under the 'Dates' section, there are two rows of date and time selectors. The first row has a checked 'Has Start Date' checkbox, a date field with '4/21/2015', a time field with '2:54 PM', and a 'Now' button highlighted with a red border. The second row has an unchecked 'Has End Date' checkbox, a date field with '4/28/2015', a time field with '2:54 PM', and a 'Now' button. The location 'Canada - Winnipeg' is displayed below each row. There is also an unchecked 'Display in Calendar' checkbox at the bottom.

# Teachers: What's New for You

- Quizzes
- Discussions
- Content
- Import/Export/Copy Components
- Grades
- Dropbox
- Manage Files
- Manage Dates
- Intelligent Agents
- User Progress

# Quizzes – Delete option from context menu

- Delete option was added to the individual context menu
- More Actions menu Delete option is for multiple quizzes





# Quizzes – Auto Grade Repositioned

- *Automatic Grade – Allow Attempt to be graded immediately upon completion* option moved to the top of the page in the Assessment tab

## 10.3 SP16

Edit Quiz - Auroral quiz ▾

Properties Restrictions **Assessment** Objectives Submission View

**Assessment**

Grade Item  
Auroral qu ▾ [add grade item] ?

Auto Export to Grades  
 Allow automatic export to grades ?

Student View Preview  
12 / 12 ▾

Rubrics  
Add Rubric  
No rubrics selected.  
[\[Create Rubric in New Window\]](#)

**Automatic Grade**  
 Allow attempt to be set as graded immediately upon completion ?

## 10.4.10

Edit Quiz - Auroral quiz ▾

Properties Restrictions **Assessment** Objectives Submission Views

Assessment

**Automatic Grade**  
 Allow attempt to be set as graded immediately upon completion ?

Grade Item  
Auroral quiz ▾ [add grade item] ?

Auto Export to Grades  
 Allow automatic export to grades ?

Student View Preview  
12 / 12 ▾

Rubrics  
Add Rubric  
No rubrics selected.  
[\[Create Rubric in New Window\]](#)

# Quizzes – Preview Random Question Sections

The screenshot shows the 'Edit Quiz - Auroral quiz' interface. The 'Properties' tab is selected and highlighted with a red box. A red arrow points from the 'r (4 from 5)' section in the 'Quiz Questions' table to a preview window titled 'Preview Random Section Questions - r'. The preview window displays the following content:

1) Mercury's Orbit

When taking the question, it would appear as:

Mercury takes 88 days to make 1 orbit of the sun. Approximately how many times would Mercury orbit the sun in 6 years? (Round your answer to the nearest whole number).

Your Answer:

Answer

When grading the question, it would appear as:

Mercury takes 88 days to make 1 orbit of the sun. Approximately how many times would Mercury orbit the sun in 6 years? (Round your answer to the nearest whole number).

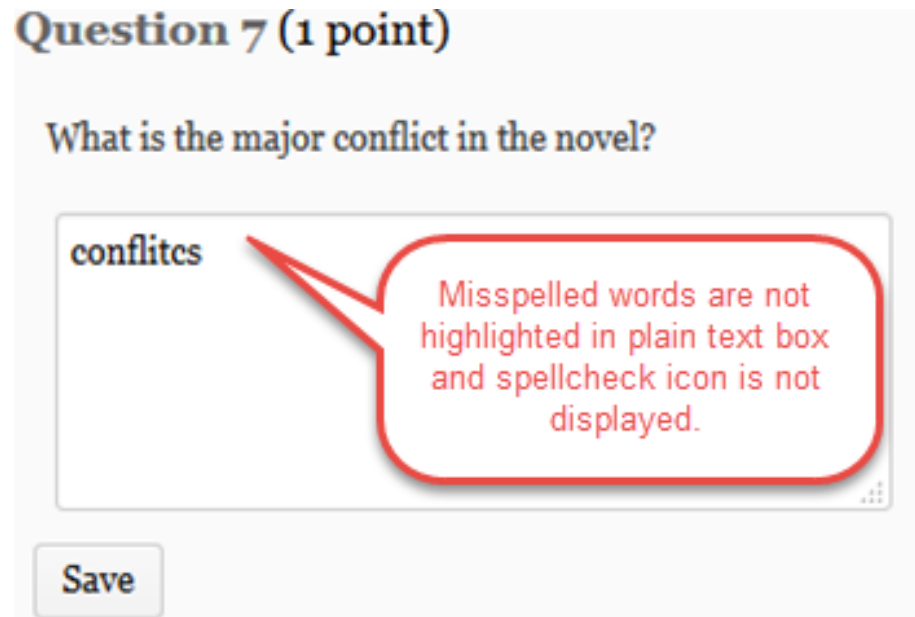
⇒ 25

Close

- Preview random section questions from the Properties tab by clicking the section name in the Quiz Questions area

# Quizzes – Spell Check disabled in Plain Text Boxes

- **NEW:** For Plain text boxes (no HTML toolbar), the browser's Spell Checker is disabled and the Spell Checker icon is hidden.
- In the previous version, even if the spellchecker was disabled, in plain text boxes, the browser's spellchecker was available.



# Question Library – Imported Questions (Fixed Issue)

- In the Question Library, questions imported from another collection now retain their original sort order.

**Import Into Quiz 1**

Import Source  
From an Existing Collection

Source Collection  
Question Library

Source Section  
Collection Root

Destination Collection  
Quiz 1

Destination Section  
Quiz 1 (root)

**Source Collection**

Select the sections and/or questions that you want to import and then click Save.

**Collection Root**

- ? Aurorae are considered to be a form of electricity that can generate up to 900 giga watts of power. ( T/F )
- ? What are the different names of the aurorae? Check all that apply. ( M-S )
- ? The energized particles of the sun collide with what two chemicals to produce aurorae? ( MC )

**Save** **Cancel**

**Quiz 1**

**New** **Import**

**Move**  **Delete**  **Order**  **Edit Values**  **Publish to LOR**

Name (click question name to edit)

- ? Aurorae are considered to be a form of electricity that can generate up to 900 giga watts of power. ▾
- ? What are the different names of the aurorae? Check all that apply. ▾
- ? The energized particles of the sun collide with what two chemicals to produce aurorae? ▾

**Total: 3 Questions**

# Question Library – Imported Section (Fixed Issue)

- In the Question Library, importing questions within sections now maintain their section parent.

Import Into Quiz 1

Import Source  
From an Existing Collection

Source Collection  
Question Library

Source Section  
Chapter 1

Destination Collection  
Quiz 1

Destination Section  
Quiz 1 (root)

Source Collection  
Select the sections and/or questions that you want to import and then click Save.

Chapter 1

- Aurorae are considered to be a form of electricity that can generate up to 900 giga watts of power. ( T/F )
- What are the different names of the aurorae? Check all that apply. ( M-S )
- The energized particles of the sun collide with what two chemicals to produce aurorae? ( MC )

Save Cancel

## 10.3 SP16

Quiz 1

New Import

Move Delete Order Edit Values

Name (click question name to edit)

- ? Aurorae are considered to be a form of electricity that ca
- ? The energized particles of the sun collide with what two
- ? What are the different names of the aurorae? Check all t
- Chapter 1

Total: 1 Section 3 Questions

## 10.4.10

Quiz 1

New Import

Move Delete Order

Name (click question name to edit)

- Chapter 1

Total: 1 Section

# Quizzes – Timing section in Restrictions

- The Timing section was reorganized and reworded

Edit Quiz - Quiz 1 ▾

Properties **Restrictions** Assessment Objectives Submission View

Dates and Restrictions

Status

Active ▾

## 10.3 SP16

**Timing**

Time Limit

minutes  enforced  show clock

## 10.4.10

**Timing**

No Time Limit  Enforce a time limit

Recommended Length

minute(s)

*Will be displayed before the quiz starts*

Show clock

# Quizzes – Timing section in Restrictions

- The Timing section was reorganized and reworded

Edit Quiz - Quiz 1 ▾

Properties **Restrictions** Assessment Objectives Submission View

Dates and Restrictions

Status

Active ▾

## 10.3 SP16

**Timing**

**Time Limit**

20 minutes  enforced  show clock

**Grace Period**

5 minutes before flagged as late

**Late Submissions**

Allow normal submission ?

Use Late Limit of 1 minutes ?

Auto-Submit Attempt ?

## 10.4.10

**Timing**

No Time Limit  Enforce a time limit

**Time Limit** **Grace Period**

20 minute(s) 5 minute(s) before flagged as late

**Late Behaviour**

*What should happen after the grace period?*

Quiz is flagged as late, but student can continue working.

Quiz is flagged as late, and student is prevented from making further changes.

Quiz is flagged as late, but student can continue working. Quiz will be automatically scored as zero after the specified limit.

# Quizzes – Late Behavior

- The “Late Submissions” heading is replaced with a “Late Behavior” heading.
- Instructors will see a description of the late behavior actions instead of the ambiguous “normal submission” “late limit” and “auto-submit” options that were so confusing.

## 10.3 SP16

**Timing**

**Time Limit**  
20 minutes  enforced  show clock

**Grace Period**  
5 minutes before flagged as late

**Late Submissions**

- Allow normal submission ?
- Use Late Limit of 1 minutes ?
- Auto-Submit Attempt ?

## 10.4.10

**Timing**

No Time Limit  Enforce a time limit

**Time Limit**      **Grace Period**  
20 minute(s)      5 minute(s) before flagged as late

**Late Behaviour**

*What should happen after the grace period?*

- Quiz is flagged as late, but student can continue working.
- Quiz is flagged as late, and student is prevented from making further changes.
- Quiz is flagged as late, but student can continue working. Quiz will be automatically scored as zero after the specified limit.



# Quizzes – Timing section in Special Access

- In Restrictions, the Advanced Availability section was reworded Special Access
- On Special Access page, the Timing section was reorganized and reworded

## 10.3 SP16

**Advanced Availability**

**Advanced Availability**

Allow selected users special access to this quiz

Allow only users with special access to see this quiz

Add Special Access to Quiz: Astronomy Quiz

**Special Access Properties**

Date Availability

Has Start Date

4/27/2015 7:00 AM  
*United States - Chicago*

Has End Date

5/28/2015 9:00 AM  
*United States - Chicago*

**Access**

Assign special time limit  
Time Limit: 90 minutes  enforced

Assign special grace period  
Grace Period: 2 minutes before flagged as late

Assign special late submissions

Allow normal submission

Use Late Limit of 1 minutes

Auto-Submit Attempt

## 10.4.10

**Special Access**

**Type of Access**

Allow selected users special access to this quiz

Allow only users with special access to see this quiz

Add Special Access to Quiz: Auroral quiz

**Special Access Properties**

Date Availability

Has Start Date

4/27/2015 7:00 AM Now  
*United States - Chicago*

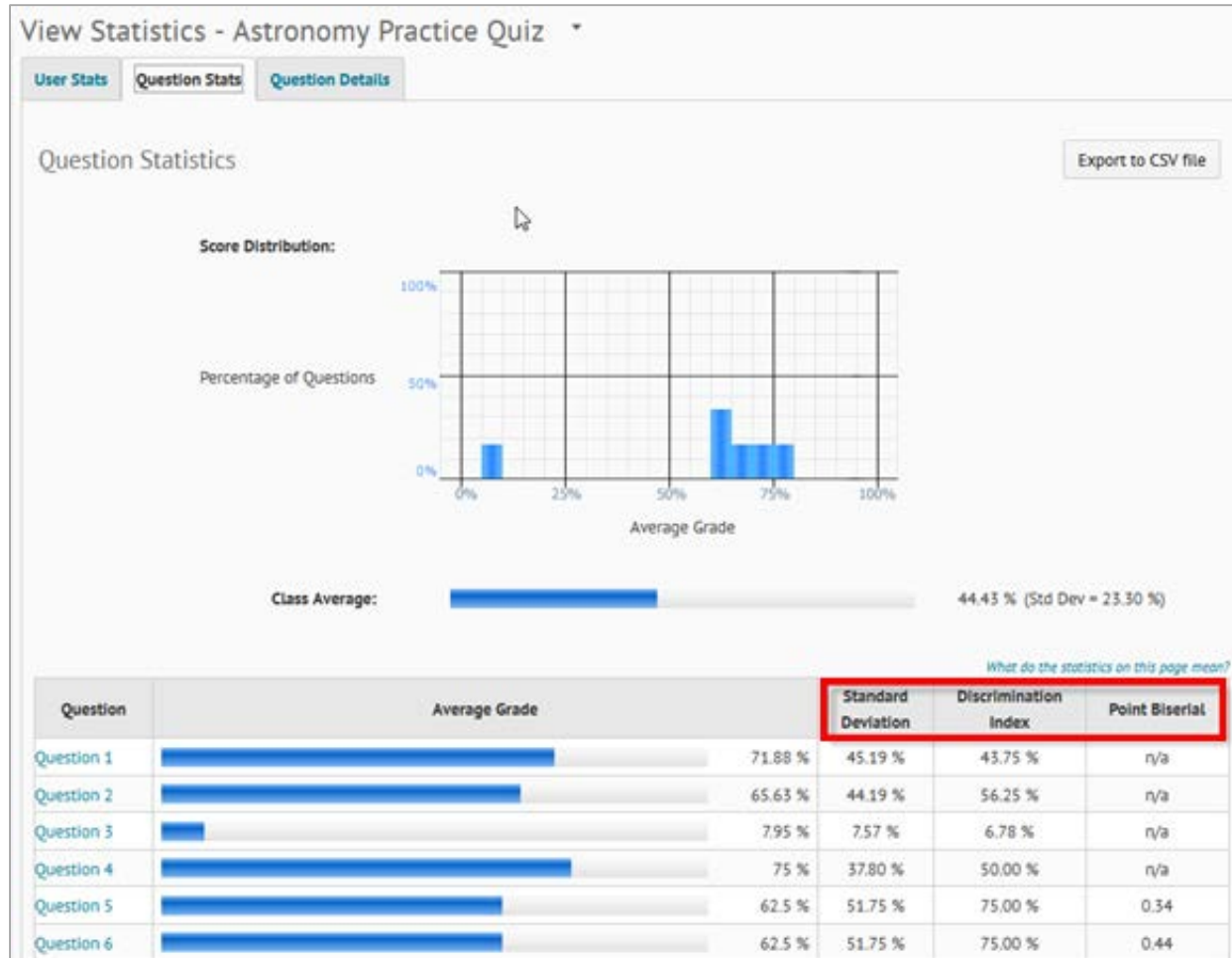
Has End Date

5/21/2015 9:00 AM Now  
*United States - Chicago*

**Timing**

No changes  No enforced time limit  Enforced time limit

# Quizzes – Quiz Item Analysis



- 3 new statistics: standard deviation, discrimination index, and point biserial correlation
- Point Biserial **only** applies to: Multiple Choice & True/False (1 answer is 100%; others are 0%)
- **Notes:**
  - Questions must be graded first to view these statistics (i.e. n/a displays)
  - Only first attempts with scores between 0 – 100% on a question are included in that question's statistics

# Quizzes – Quiz Item Analysis

Question Type	Standard Deviation	Discrimination Index	Point Biseiral
T/F	Yes	Yes	Yes
M/C	Yes	Yes	Yes
M/S	Yes	Yes	No
Matching	Yes	Yes	No
Ordering	Yes	Yes	No

Question Condition	Standard Deviation	Discrimination Index	Point Biseiral
In Random Section	No	No	No
In Folder Section	Yes	Yes	Yes
In Root section	Yes	Yes	Yes
Has Randomized Responses	Yes	Yes	Yes

## Question Item Analysis Statistics

This matrix shows which statistics are available under which circumstances.

Any questions that are contained in a Random folder DO NOT produce item analysis statistics.

# Quizzes – Quizzes Reports

**Edit Report - Quiz 1 Report**

**Report Name \***  
Quiz 1 Report

**Report Type**

Question Statistics

- Display class average
- Display score distribution
- Include bonus questions
- Show Out Of value
- Display Standard Deviation
- Display Point Biserial
- Display Discrimination Index

Question Details

- Display difficulty for each question
- Include text responses
- Include bonus questions
- Display private comments from sections
- Display Standard Deviation
- Display Point Biserial
- Display Discrimination Index

Users Statistics

- Display class average
- Display score distribution
- Display Org Defined ID

**Save** **Cancel**  Org Defined ID

- 3 new statistics for *Question Statistics* & *Question Details* reports
- Standard deviation included in *User Statistics* report



# Quizzes – Known Issue in 10.4.10 (fixed in 10.4.12)

## Late Behaviour

*What should happen after the grace period?*

- Quiz is flagged as late, but student can continue working.
- Quiz is flagged as late, and student is prevented from making further changes.
- Quiz is flagged as late, but student can continue working. Quiz will be automatically scored as zero after the specified limit.

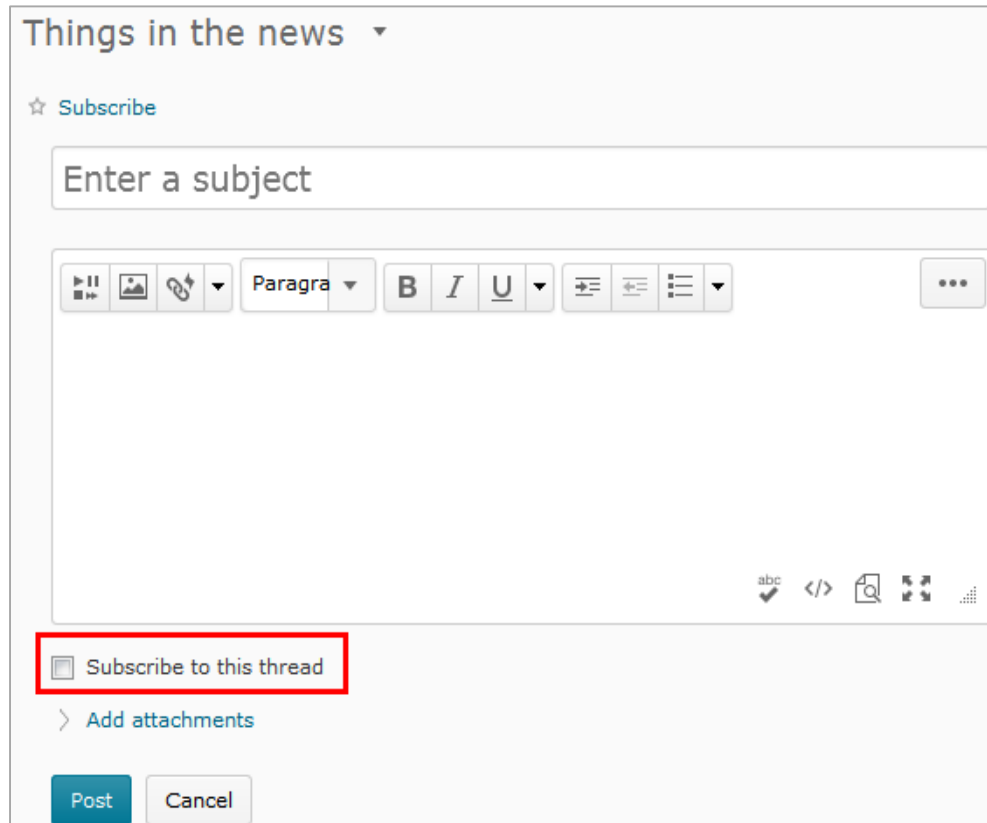
- When a quiz has an Enforced Time Limit, if a student submits after the grace period has been exceeded, the quiz score will be zero, **regardless of which late behavior option** is selected.
- This issue will be fixed in version 10.4.12, which MnSCU plans to have in production by July 7, 2015.
- Questions? see FAQ # 1603 at [https://d2l.custhelp.com/app/answers/detail/a\\_id/1603](https://d2l.custhelp.com/app/answers/detail/a_id/1603)

# Discussions – Assess Student from View Thread page

The screenshot displays a discussion forum interface. At the top, the breadcrumb navigation shows 'Discussions List > View Topic > View Thread'. The main content area features a thread titled 'Protagonist' created by Margaret Williams. A context menu is open over the thread title, with the 'Assess Student' option highlighted. Other menu items include 'Edit Thread', 'Assess Topic', 'Mark All Posts as Read', 'Mark All Posts as Unread', 'Pin Thread', 'Flag Thread', 'View Post History', 'Copy Thread', 'Print Thread', and 'Delete Thread'. Below the thread title, there is a 'Reply to Thread' button and a filter set to 'Unread'. A post by Suzanne Schlanger is visible, dated Jun 30, 2014 12:13 PM, with the text 'I agree that the protag...'. A 'View Topic Score' dialog box is open in the foreground, showing 'Topic Score Details' for the forum 'Anna Karenina-- Messages Must Be Approved'. The topic is 'Plotlines' by user 'Margaret Williams'. It shows '2 post(s) by this user' and a 'Topic Score' of 8.75 / 10. The 'Published' checkbox is checked. The dialog box includes a 'Feedback' section with icons for text, image, and link, and a 'Paragraph' dropdown menu. At the bottom of the dialog are 'Save and Close', 'Save', and 'Cancel' buttons.

- In Reading View, *Assess Student* is available in the context menu of the learner's name on the *View Topic* page
- Feature is not available in Grid view

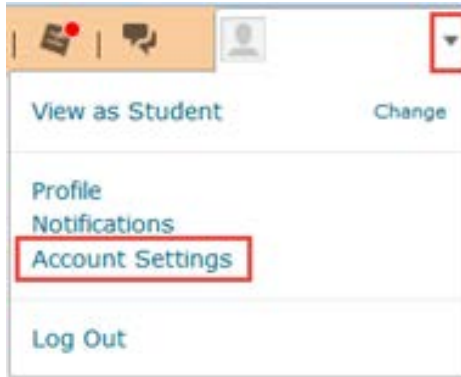
# Discussions – Default subscribe to this thread



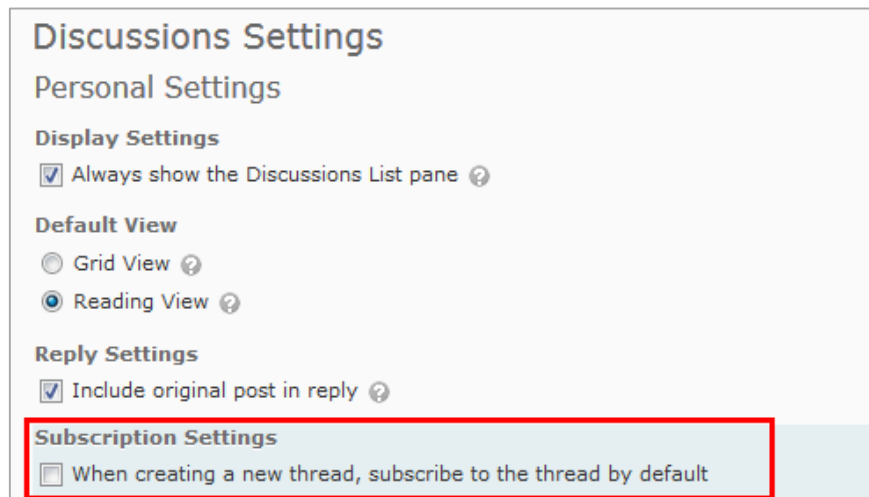
The screenshot shows a web interface for creating a new discussion. At the top, there is a dropdown menu labeled "Things in the news" with a downward arrow. Below it is a "Subscribe" link with a star icon. A text input field contains the placeholder "Enter a subject". Underneath is a rich text editor toolbar with icons for undo, redo, insert image, link, paragraph style (set to "Paragra"), bold (B), italic (I), underline (U), bulleted list, numbered list, and a more options menu (three dots). The main text area is empty. At the bottom of the form, there is a checkbox labeled "Subscribe to this thread" which is highlighted with a red rectangular box. Below the checkbox is a link "> Add attachments". At the very bottom are two buttons: "Post" and "Cancel".

- The ability to turn off the “Subscribe to this thread” is located in the Discussion Settings.
- This allows users to limit discussion notifications.
- This setting only affects “Start a New Thread”.

# Discussions – Default subscribe to this thread



- The “Subscribe to this thread” is located in the Discussion Settings or in the Account Settings located on the Minibar.
- Note, when **Replying** to a thread the “Subscribe to this thread” is not automatically checked and there is not a user setting available.





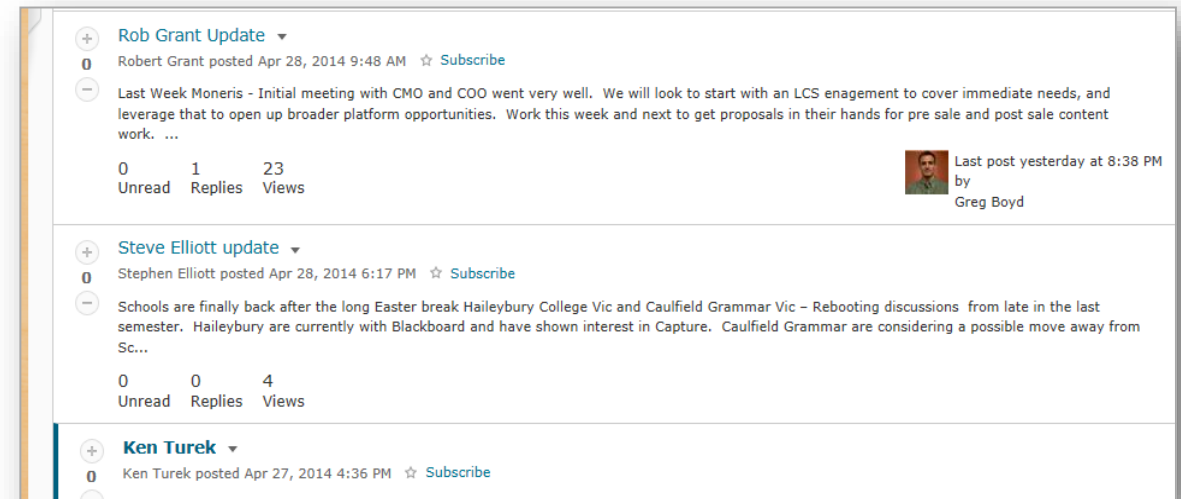
# Discussions – Reading Content

In Account Settings, new Reading Content option

- The default is unselected (i.e. cleared); when an user scrolls through a discussion page, it automatically marks posts as Read
- When it is selected, discussions will remain Unread when a user scrolls through a discussion page



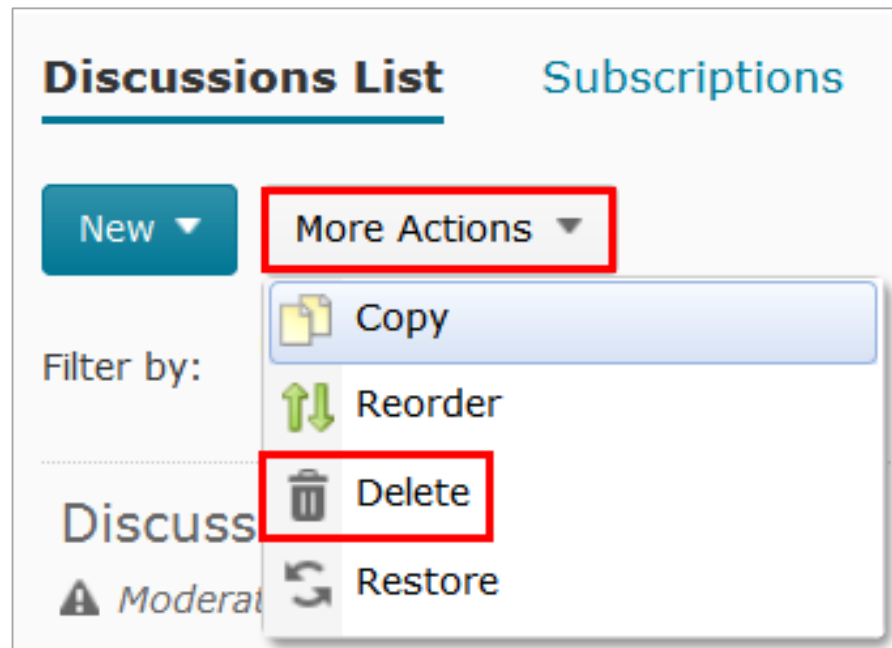
The screenshot shows the 'Account Settings' page with three tabs: 'Account Settings', 'Discussions', and 'Email'. The 'Account Settings' tab is active. Under 'Font Settings', there are options for 'Font Face' (Georgia), 'Font Size' (Medium), and a 'Preview' box containing the text 'The quick brown fox jumps over the lazy dog.' Below this, there is a checkbox labeled 'Turn off rich text' which is unchecked. At the bottom, there is a section titled 'Reading Content' with a sub-header 'Some tools automatically mark content as read as you scroll it into view. If you use an assistive technology such as a screen reader, you can turn this off in the box below.' Below this sub-header is a checkbox labeled 'Do not automatically mark items as read as the page scrolls' which is currently unchecked.



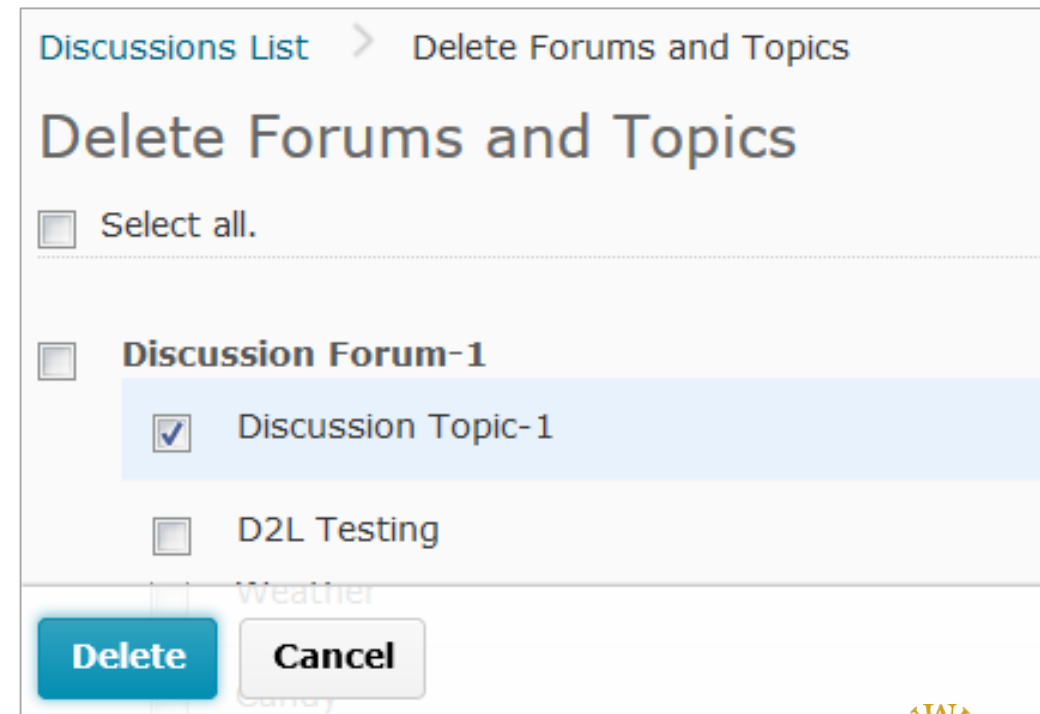
The screenshot shows a discussion page with three posts. The first post is by 'Rob Grant' and has 0 unread, 1 reply, and 23 views. The second post is by 'Steve Elliott' and has 0 unread, 0 replies, and 4 views. The third post is by 'Ken Turek' and has 0 unread, 0 replies, and 4 views. The 'Unread' status is highlighted in blue for each post.

# Discussions – Deleting Forums and Topics

- *Delete Forums and Topics* page available from More Actions



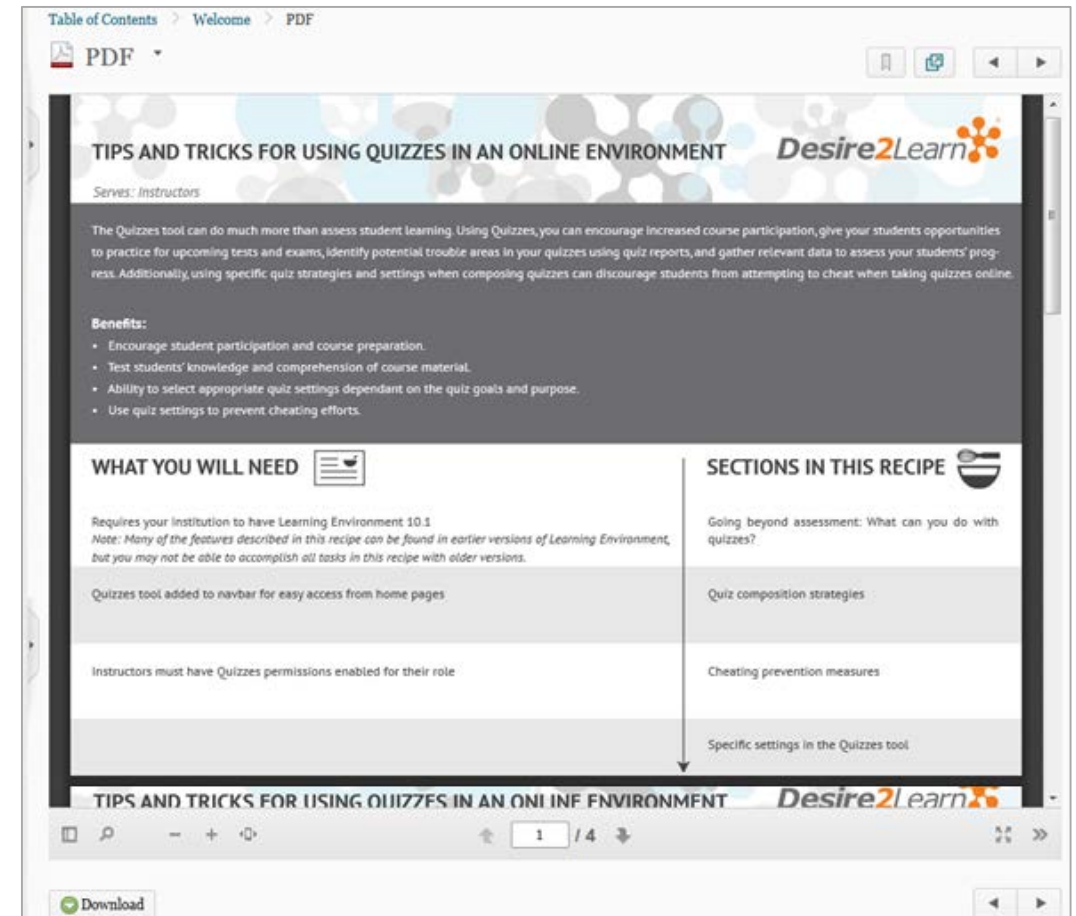
The screenshot shows the 'Discussions List' interface. At the top, there are two tabs: 'Discussions List' (active) and 'Subscriptions'. Below the tabs, there is a 'New' button and a 'More Actions' dropdown menu, which is highlighted with a red box. The 'More Actions' menu is open, showing options: 'Copy', 'Reorder', 'Delete' (highlighted with a red box), and 'Restore'. To the left of the menu, there is a 'Filter by:' label and a 'Discussions' label. At the bottom left, there is a 'Moderate' button with a warning icon.



The screenshot shows the 'Delete Forums and Topics' page. At the top, there is a breadcrumb trail: 'Discussions List > Delete Forums and Topics'. Below the breadcrumb, the title 'Delete Forums and Topics' is displayed. There is a 'Select all.' checkbox. Below that, there is a list of items with checkboxes: 'Discussion Forum-1' (checkbox), 'Discussion Topic-1' (checkbox checked), 'D2L Testing' (checkbox), and 'Weather' (checkbox). At the bottom, there are two buttons: 'Delete' and 'Cancel'.

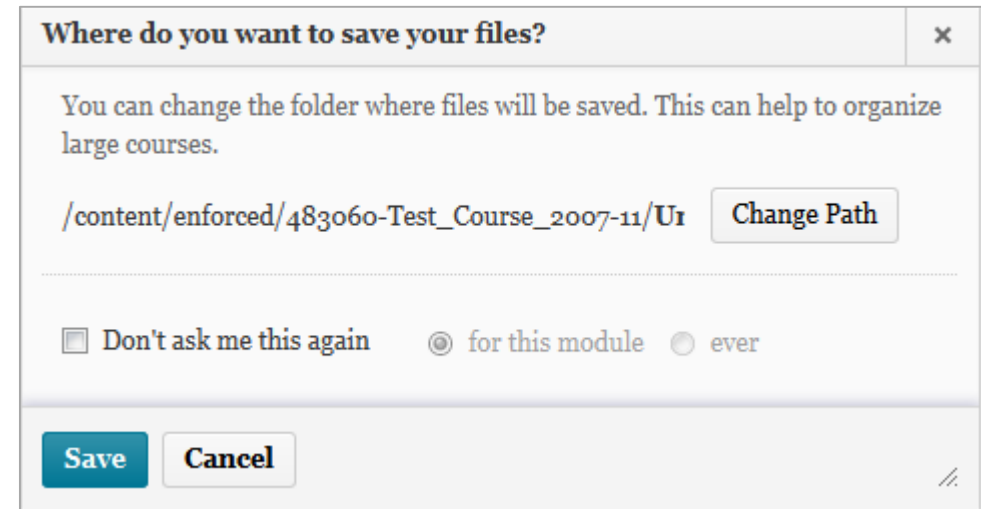
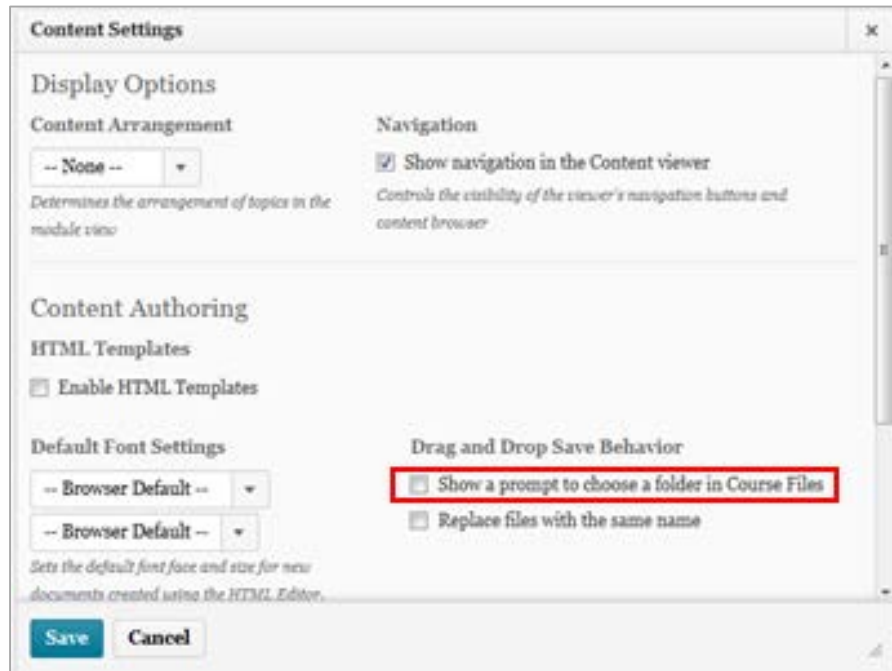
# Content - Viewing PDF in Content Viewer

- PDF documents are now viewed inline
- This feature is only available on supported desktop browsers (i.e. Firefox 36+, IE 11, Chrome newest)
- Links are clickable in PDFs

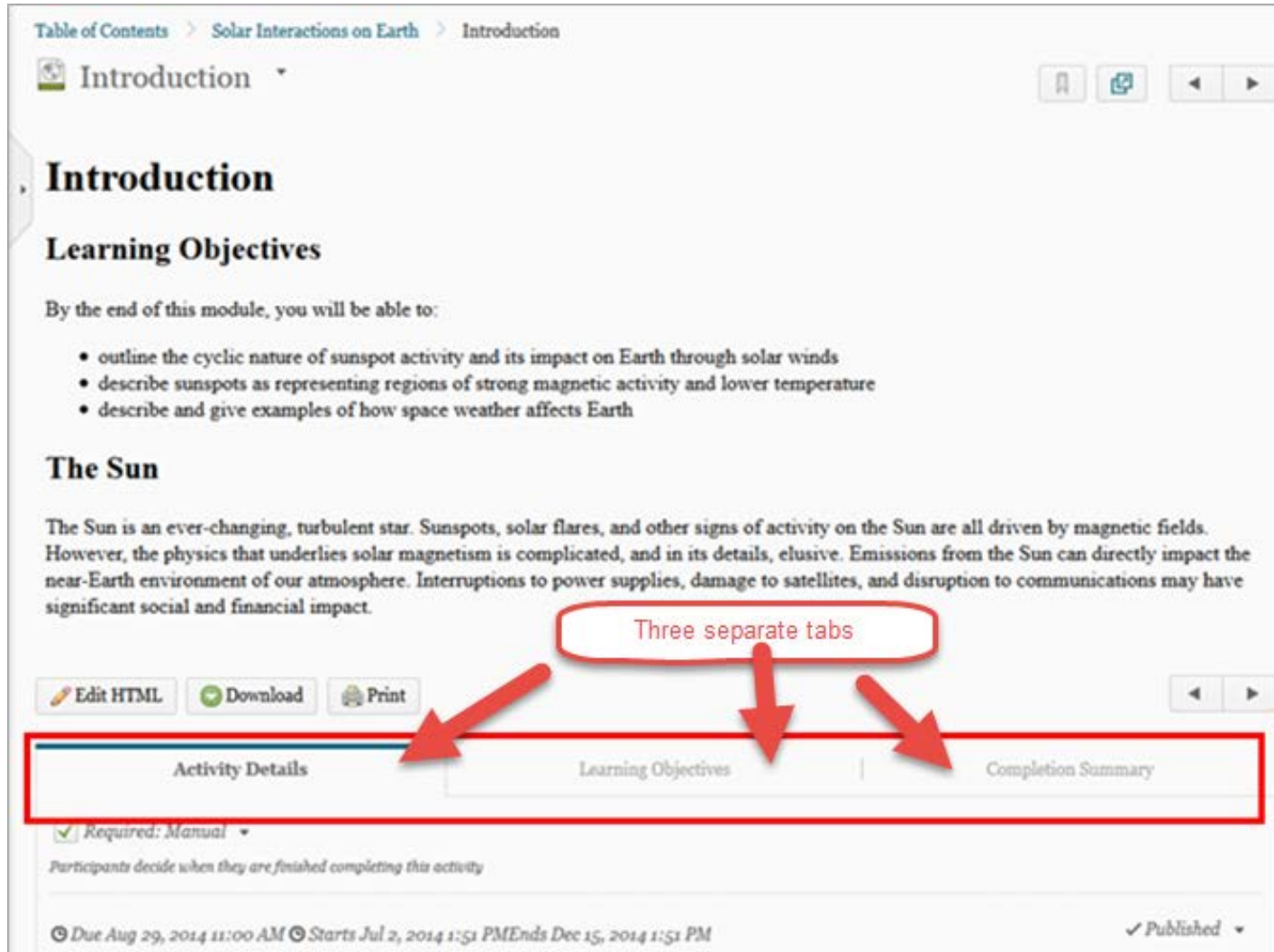


# Content Settings – Drag & Drop Save Behavior

- New Option for Drag and Drop in Content: “Show a prompt to choose folder in Course Files”



# Content – User Interface improvement



The screenshot shows a web page for 'Introduction' under 'Solar Interactions on Earth'. The page content includes 'Introduction', 'Learning Objectives', and 'The Sun'. At the bottom, a red box highlights a tabbed interface with three tabs: 'Activity Details', 'Learning Objectives', and 'Completion Summary'. A red callout box labeled 'Three separate tabs' has arrows pointing to each of these tabs. Above the tabs are buttons for 'Edit HTML', 'Download', and 'Print'. Below the tabs, there is a 'Required: Manual' status and a 'Published' status.

- Tabs introduced in Content topics for *Activity Details*, *Learning Objectives*, and *Completion Summary* information

# Content – Import Course option

- In Content TOC, the Import/Export button renamed Import Course
- Import Course Package offers new visual process for importing a course file

The screenshot displays the 'Table of Contents' interface. On the left, there is a sidebar with navigation options: Overview, Bookmarks, Upcoming Events, and Table of Contents (18). The main area shows a 'Table of Contents' dropdown menu with options: Import Course (highlighted with a red box), Bulk Edit, and Related Tools. Below this, there are buttons for 'New' and 'Add Existing Activities'. A dialog box titled 'Import Course Package' is open, showing a 'Select File' section with a file named 'Sandbox Astronomy course - D2LExport...' (14.09 MB). Below the file selection, there are links for 'What is a course package?', 'What formats are supported?', and 'Can I import only parts of my course?'. At the bottom of the dialog, there are buttons for 'Import All Components' (highlighted with a red box), 'Select Components', and 'Cancel'. A second dialog box, also titled 'Import Course Package', shows the progress of the import: 'Importing "Sandbox Astronomy course - D2LExport\_6612\_201381424.zip"'. It features a progress bar with three steps: 'Uploaded' (checked), 'Converted' (checked), and 'Imported' (checked). Below the progress bar, it states 'Your course package was successfully imported!' and provides a 'View Content' button and an 'Import Another Package' button.

# Copy Course Components – Improved Workflow

- After homepages and navbars are copied with Copying All Components, they are set active by default
- Users no longer need to manually activate copied homepages and navbars

**Navbars** Themes Custom Links

Create Navbar

Active Navbar

-- Default -- Apply

Course Default -blue background ▾  
Navigation Bar used for new courses Shared

Course Default no dropdown nav menus ▾  
Shared

Course navbar ▾  
has grouped nav menus/dropdowns **Active**  
Not shared

**Homepages** Widgets

Select a homepage to use in this org unit. Selecting the default option means your homepage will reflect any changes made to the default homepage.

Create Homepage

Active Homepage

-- Default -- Apply

Course Default ▾  
Default homepage for courses Shared to this org unit

Course Default 2012 ▾  
Default homepage for courses **Default Homepage: Not Enforced**  
Shared to this org unit

My Home 2012 ▾  
First page you see when you log in. **Active**  
Shared to this org unit

My Home 2012 - with browser detect widget ▾  
First page you see when you log in. with browser detect widget for chrome. Shared to this org unit

# Import/Export/Copy Components Page

Bold Headings, Added Help Links & Rewording

## 10.3 SP16

Import/Export/Copy Components

**What would you like to do?**

**Copy Components from Another Org Unit**

**Protected Resources:**

Include protected resources


**Course to Copy:**

Parent Template of Current Offering

**Protected Resources:**

Include protected resources

Export Components

**Course Files:**  Include course files in the export package 

Import Components

Select a component source:


from Learning Object Repository

from a File

No file selected.

## 10.4.10

Import/Export/Copy Components

**What would you like to do?** 

**Copy Components from another Org Unit**

*What is an Org Unit?*

**Course to Copy:**


Include protected resources

**Copy Components from Parent Template**

*What is a Parent Template?*

Include protected resources

**Export Components**

*Should I include course files?* 

Include course files in the export package

**Import Components**

Select a component source:

from Learning Object Repository

from a File



# Grades – Number Per Page Drop-down

- The Number Per Page drop-down list on the Enter Grades page was moved to the left of the page

The screenshot shows the 'Enter Grades' page with a navigation bar at the top containing 'Enter Grades', 'Manage Grades', 'Schemes', and 'Setup Wizard'. Below the navigation bar are buttons for 'Import', 'Export', and 'More Actions'. A 'View By' dropdown is set to 'User' with an 'Apply' button. A search bar is present with a 'Show Search Options' link. A red box highlights the 'Email' checkbox and the '10 per page' dropdown menu, which has been moved to the left side of the page. Below this is a table with columns for 'Last Name, First Name', 'Final Grades', 'Solar System', and 'Assignments'. The table contains six rows of student data.

Last Name ▲, First Name	Final Grades		Solar System ▼	Last Name ▲, First Name	Assignments	
	calculated final grade ▼				Aurora Assign. ▼	
<input type="checkbox"/> Bates, Nick	100% <i>gs</i>		300 %	Bates, Nick	0* / 100, 0 %	
<input type="checkbox"/> Farley, Andy	100% <i>gs</i>		480 %	Farley, Andy	90 / 100, 90 %	331
<input type="checkbox"/> Hill, Warren	100% <i>gs</i>		0 %	Hill, Warren	0* / 100, 0 %	9
<input type="checkbox"/> Rhodes, Rebecca	100% <i>gs</i>		0 %	Rhodes, Rebecca	0* / 100, 0 %	
<input type="checkbox"/> Stewart, Elizabeth	100% <i>gs</i>		100 %	Stewart, Elizabeth	0* / 100, 0 %	85
<input type="checkbox"/> Taylor, Jessica	100% <i>gs</i>		100 %	Taylor, Jessica	0* / 100, 0 %	7

# Grades – Save and Close on Final Grades (Fixed Issue)

- On the Final Grades page, the Save and Close button has been added as an option

## 10.3 SP16

Final Grades ▾  
> Show details and overall feedback

Users  
View By: User ▾ Apply

Search For:  Show Search Options

Grade  Clear  Email  Release/Unrelease

First Name ▲, Last Name	calculated final grade	
	Grade	Scheme
<input type="checkbox"/> Andy, Farley	417 / 417	100%
<input type="checkbox"/> Elizabeth, Stewart	117 / 117	100%
<input type="checkbox"/> Jessica, Taylor	117 / 117	100%
<input type="checkbox"/> Nick, Bates	17 / 17	100%
<input type="checkbox"/> Rebecca, Rhodes	- / -	-
<input type="checkbox"/> Warren, Hill	92 / 112	100%

Grade  Clear  Email  Release/Unrelease

## 10.4.10

Final Grades ▾  
> Show details and overall feedback

Users  
View By: User ▾ Apply

Search For:  Show Search Options

Grade  Clear  Email  Release/Unrelease

Last Name ▲, First Name	calculated final grade	
	Grade	Scheme
<input type="checkbox"/> Bates, Nick	17 / 17	100%
<input type="checkbox"/> Farley, Andy	417 / 417	100%
<input type="checkbox"/> Hill, Warren	92 / 112	100%
<input type="checkbox"/> Rhodes, Rebecca	4 / 12	100%
<input type="checkbox"/> Stewart, Elizabeth	117 / 117	100%
<input type="checkbox"/> Taylor, Jessica	117 / 117	100%

Grade  Clear  Email  Release/Unrelease

# Grades – Identify Hidden Final Grades

- A (👁️) closed eye icon displays beside unreleased final grades and an updated (👁️) open eye icon displays beside released final grades in the Final Grade column

## 10.3 SP16

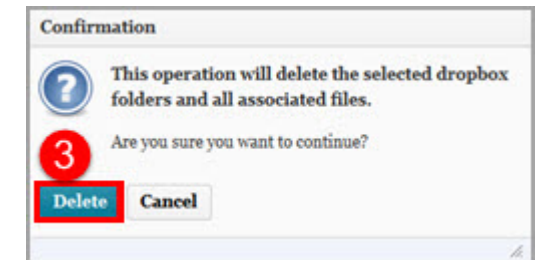
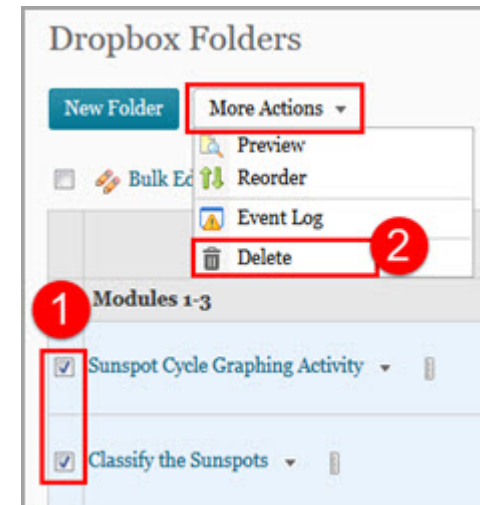
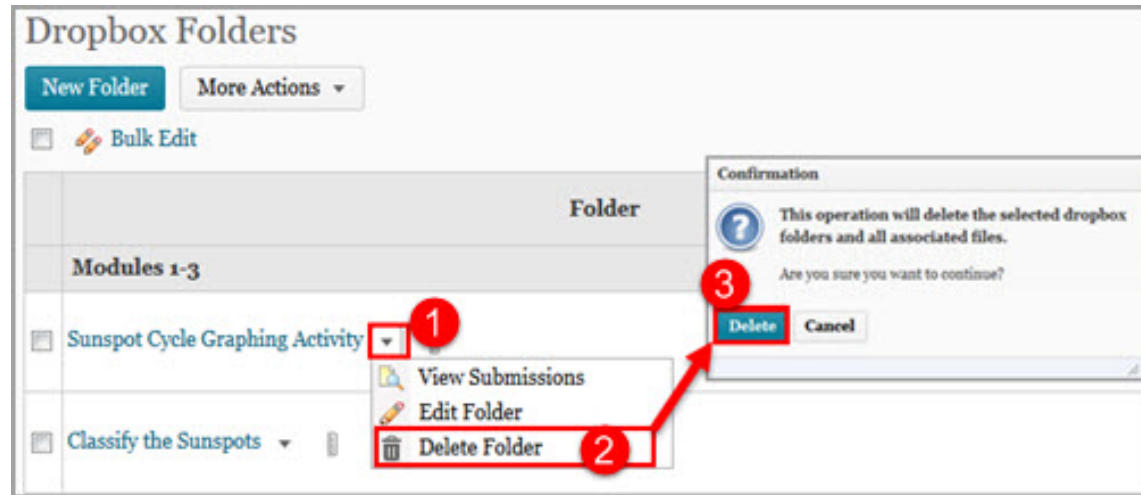
	First Name ▲, Last Name	Final Grades	
		calculated final grade ▼	adjusted final grade ▼
<input type="checkbox"/>	🇺🇸 Andy, Farley	100%👁️	86.93 %
<input type="checkbox"/>	🇺🇸 Elizabeth, Stewart	100%	83.761 %
<input type="checkbox"/>	🇺🇸 Jessica, Taylor	100%	72.65 %
<input type="checkbox"/>	🇺🇸 Nick, Bates	100%👁️	100 %
<input type="checkbox"/>	🇺🇸 Rebecca, Rhodes	-	-%
<input type="checkbox"/>	🇺🇸 Warren, Hill	100%👁️	82.143 %

## 10.4.10

	Last Name ▲, First Name	Final Grades	
		Final Calculated Grade ▼	Final Adjusted Grade ▼
<input type="checkbox"/>	🇺🇸 Administrator, Baljeet	- / -, -%👁️	8 / 8, 100 %👁️
<input type="checkbox"/>	🇺🇸 Arnold, David	- / -, -%👁️	7 / 8, 87.5 %👁️
<input type="checkbox"/>	🇺🇸 Australia, Sydney	- / -, -%👁️	5 / 8, 62.5 %👁️
<input type="checkbox"/>	🇺🇸 Baker, Rob	- / -, -%👁️	3 / 8, 37.5 %👁️

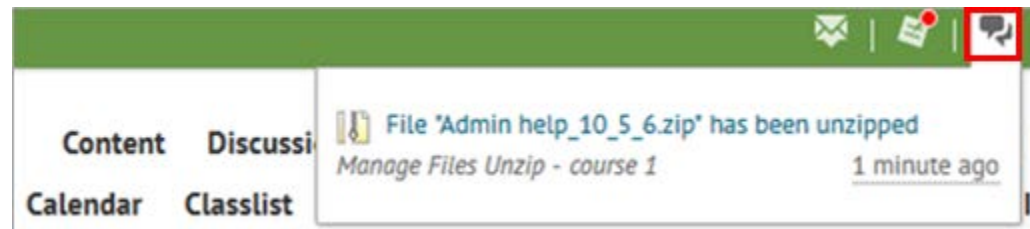
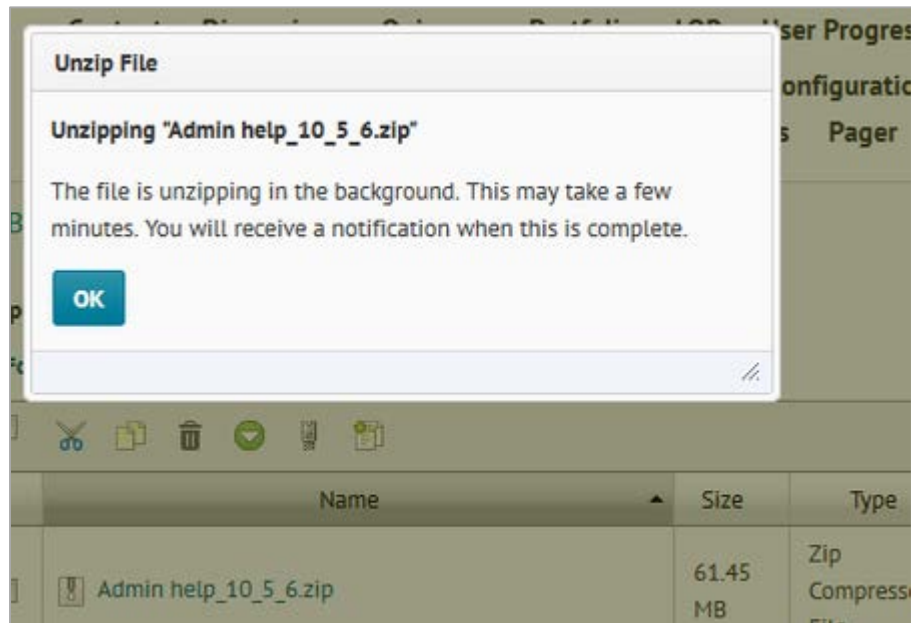
# Dropbox – Delete option from context menu

- Delete option was added to the individual dropbox folder content menu
- Different process to delete multiple dropbox folders



# Manage Files – Unzipping large files

- When unzipping a file large, a message displays that the operation is happening in the background
- When the file successfully unzips, a notification appears in the minibar
- Clicking the notification takes the user back to Manage Files in the course



# Manage Dates – Specific Tools default

- The Filter Option no longer selects all available tools by default when selecting the *Specific Tools* option

**Filter Options**

**Tools**


All

**Specific Tools**





Content  Discussions  Dropbox  Grades  News  Quizzes

# Intelligent Agents – Bulk Edit Status

- The Agent List page now has *Enable* and *Disable* options
- Users can update an agent's status or bulk update agents' statuses



The screenshot shows the 'Agent List' interface. At the top left is a 'New' button. On the right, there is a 'View:' dropdown menu set to 'All agents' and an 'Apply' button. Below this, a red box highlights the 'Enable' (green checkmark icon) and 'Disable' (red prohibition sign icon) options. The main table has two columns: 'Agent ▲' and 'Last Run Date'. The table contains two rows of agents, each with a checkbox, a dropdown menu, and status icons (a red prohibition sign and a blue gear icon).

Agent ▲	Last Run Date
<input type="checkbox"/> Haven't taken quiz ▼  	-
<input type="checkbox"/> Logged into course ▼  	-

# User Progress Improvements – Information Settings

- Information Setting section controls the visibility of Max Final & Min Final for a course

Settings

Progress Report Information Settings

Select additional information to include in the User Progress report.

Display box plots of the class grade distribution for graded items

Display potential final grade range as minimum and maximum final grade

Save and Close Cancel

- If this option is **selected**, the final grades will display on the Grades Progress page

Class Progress > User Progress

Bates, Nick  
Nick  
2222222

Introduction to Astronomy B

Grades Progress

Current Grade B

Maximum Final A+

Minimum Final A+

Final Grade

adjusted final grade

395-5 / 457 B

Last Modified: Apr 22, 2015 12:41 PM

Setting is selected

- If this option is **unselected** (i.e. cleared), the final grades will not display on the Grades Progress page

Class Progress > User Progress

Bates, Nick  
Nick  
2222222

Introduction to Astronomy B

Grades Progress

Current Grade B

Final Grade

adjusted final grade

395-5 / 457 B

Last Modified: Apr 22, 2015 12:41 PM

Setting is unselected



# Questions?

- More information about changes in version 10.4.10  
[https://d2l.custhelp.com/app/answers/detail/a\\_id/1604](https://d2l.custhelp.com/app/answers/detail/a_id/1604)
- MnSCU D2L Brightspace Service Desk  
<http://d2l.custhelp.com>
- Your Local Campus Site Administrator or Campus Trainer